




**NARASARAOPETA**  
**ENGINEERING COLLEGE**  
(AUTONOMOUS)

# *ERP Documents*

# ERP Document Management



  
**IQAC**

*NEW*  
PRINC. L.  
NARASARAOPETA ENGINEERING COLLEGE  
(AUTONOMOUS)  
NARASARAOPETA - 522 601  
Guntur (Dist.), A.P.

## CoE Process Flow Index

### Stages:

- Initial Setups
- Pre examination
- During examination
- Post examination

#### 1. Regulation:

- a. Create Passing conditions of the exam subject.
- b. Classify the graduation class details.
- c. Configure the grading system followed.
- d. Mapping the Regulation and passing condition to the exam subject.

#### 2. Student Admission:

- a. Create Admission schedule with regulation mapping.
- b. Admit the student to the program

#### 3. Rule Configuration:

##### a. Exam rule configuration:

- i. Set the exam rule condition for each program.

##### b. Promotion rule configuration:

- i. Set the promotion rule condition for each program

#### 4. Subject Mapping:

- a. Configure the Mandatory subject for the each semester.
- b. Configure the group of elective papers for the semester.
- c. Select the elective papers in set elective screen


#### 5. Grading system:

- a. Create the different grades and configure in the grade system.

### Pre examination:

#### 6. Define examination:

- a. Create the examination name for internal, external and final in examination screen.



PRINCIPAL  
NARASARAOPETA ENGINEERING COLLEGE  
(AUTONOMOUS)  
NARASARAOPET - 522 601  
Guntur (Dist.), A.P.



- b. Configure the subjects for internal, external and final in define exam screen.

**7. Exam application:**

- a. Generate the exam application for
  - i. Regular only
  - ii. Arrear only
  - iii. Regular and Arrear

**8. Examination Fees:**

- a. Generate the Examination fees for each student automatically.

**9. Automatic Time Table:**

- a. Configure the dates and gaps for examination.
- b. Generate the Automatic time table.

**10. Hall ticket:**

- a. Mark the ineligibility student.
- b. Generate the hall ticket for eligible student.

**During Examination:**

**11. CoE Reports:**

- a. Session based report.
- b. Nominal roll report. Answer cover report.
- c. Missing entry report etc...

**12. Seating Allocation:**

- a. Create the seating allocation for each subject.
- b. Generate the various reports ( Index report, Question paper index, attendance sheet and layout report)

**13. Bundle management (Exam Attendance sheet):**

- a. Generate the exam attendance sheet
- b. Generate the bundle number.

**14. Exam Attendance:**

- a. Mark the exam attendance for each subject.
- b. Mark the exam malpractice student.

**15. Answer Script Cover:**

- a. Dummy number label format.
- b. Answer sheet front cover.
- c. Manually mapping the Dummy number by scanning barcode.



**Post Examination:****16. Evaluation Sheet:**

- a. Various type of evaluation sheet can be generated.

**17. Dual mark Entry:**

- a. Single operator mark entry and New cover number generation.
- b. Dual operator process.

**18. Finalize the Terminal examination and result process:**

- a. Identify the missing mark entry.
- b. Finalize the examination.
- c. Generate the Result

**19. Result Summary ( Passing board reports):**

- a. Generate the Declaration report.
- b. Generate the result summary for passing board with subject level moderation.

**20. Moderation:**

- a. Program level moderation.
  - i. Program level with maximum Subject pass.
- b. Subject level Moderation.
  - i. Subject level with maximum subject pass.

**21. Result announcement:**

- a. Result publish to student through MYCAMU.

**22. Revaluation process:**

- a. Revaluation request.
- b. Revaluation result process.

**23. CGPA calculation:**

- a. Schedule the CGPA process for the examination.

**24. Mark statement:**


- a. Generate the mark statement for the each examination.

**25. Consolidate statement | Degree Statement:**

- a. Configure the Course completion details for each courses in course completion screen.
- b. Generate the degree certificate.
- c. Generate the Consolidate report.

**26. Student promotion rule process:**

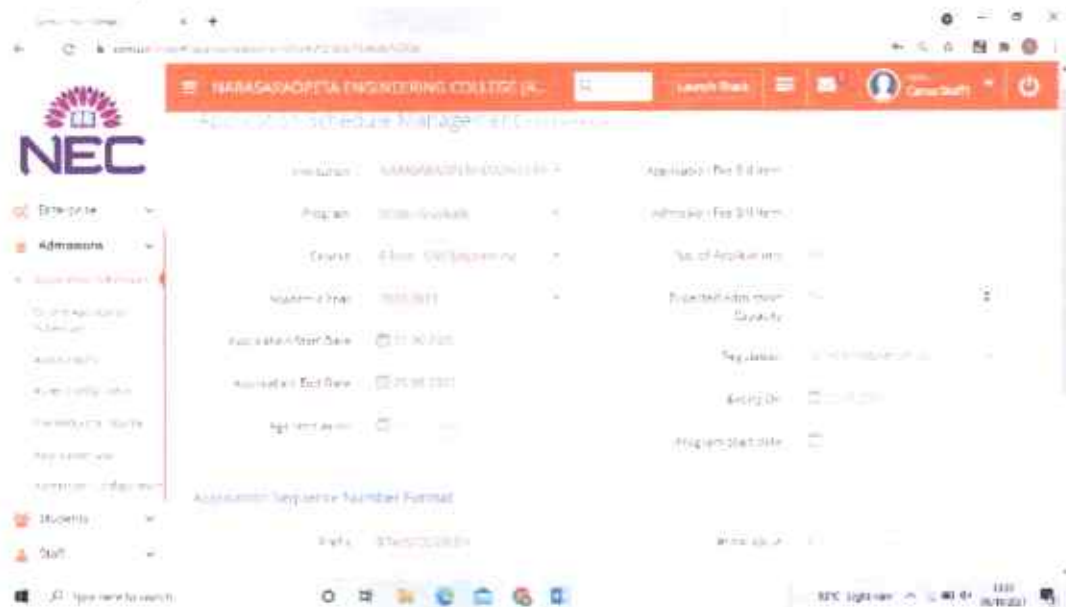
- a. Promote the student next semester or make graduate.



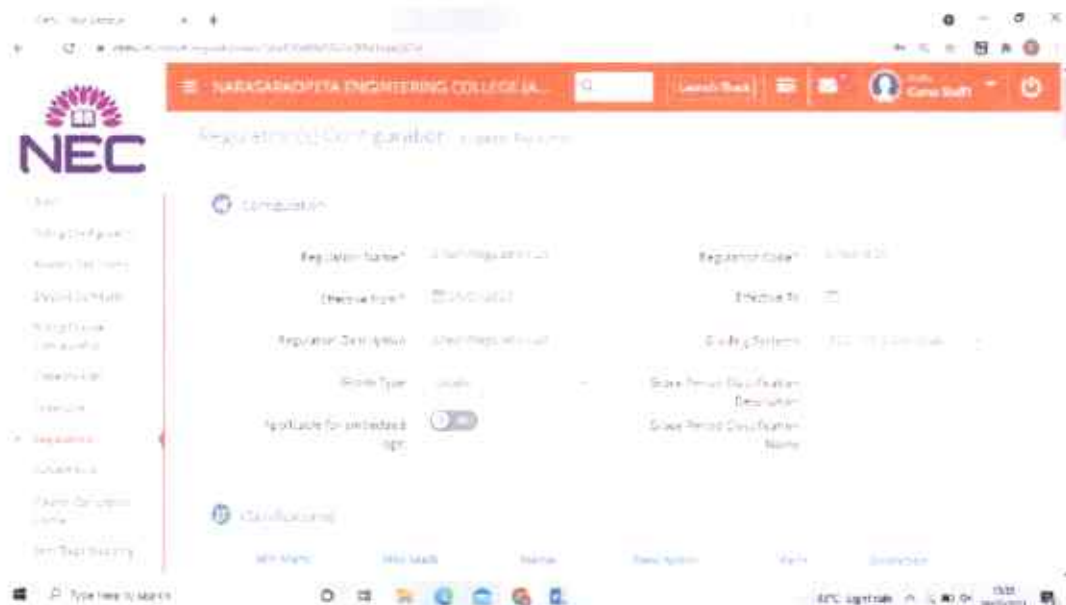
PRINCIPAL  
NARASARAOPETA ENGINEERING COLLEGE  
(AUTONOMOUS)  
NARASARAOPETA - 522 601  
Guntur (Dist.), A.P.


## CoE Process flow and Screen Chat

1. Admit the student based on the regulation which is followed in the university.



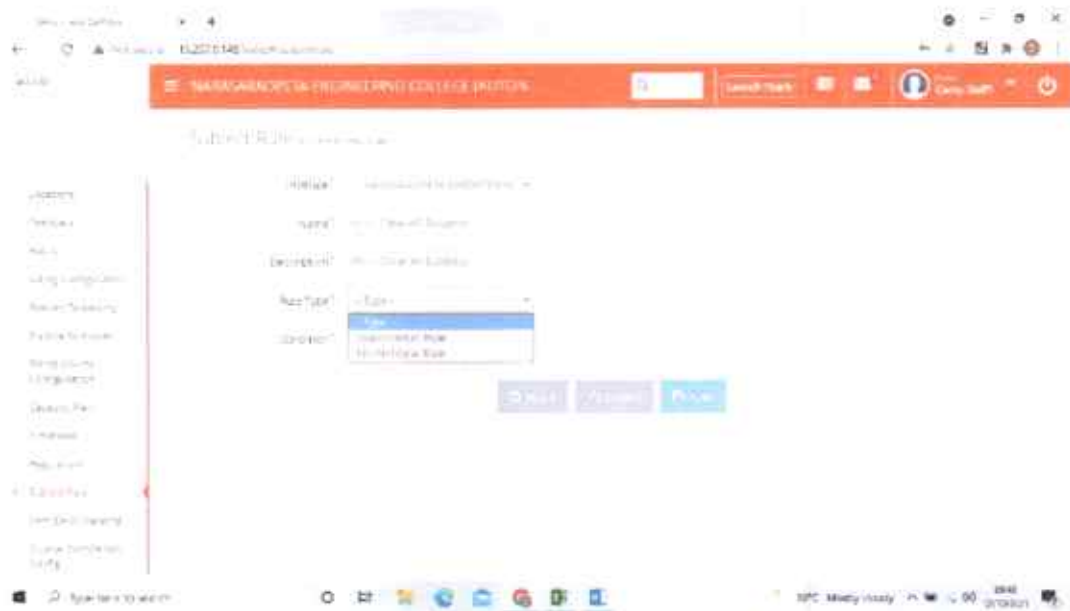
2. Configure the rules of regulation in the system such as Subject passing conditions, Course Classification, System of examination ( Mark or Grade) etc...



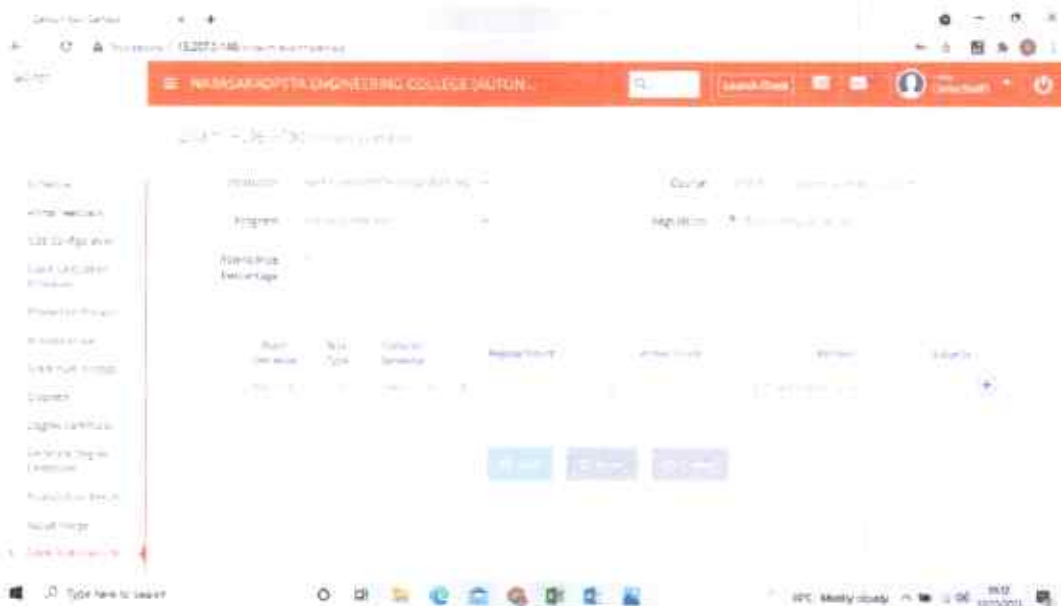
  
 PRINCIPAL  
 NARASARAOPETA ENGINEERING COLLEGE  
 (AUTONOMOUS)  
 NARASARAOPETA - 522 601  
 Guntur (Dist.), A.P.

3. Configure the Promotion rules and examination rules in the system.

i)



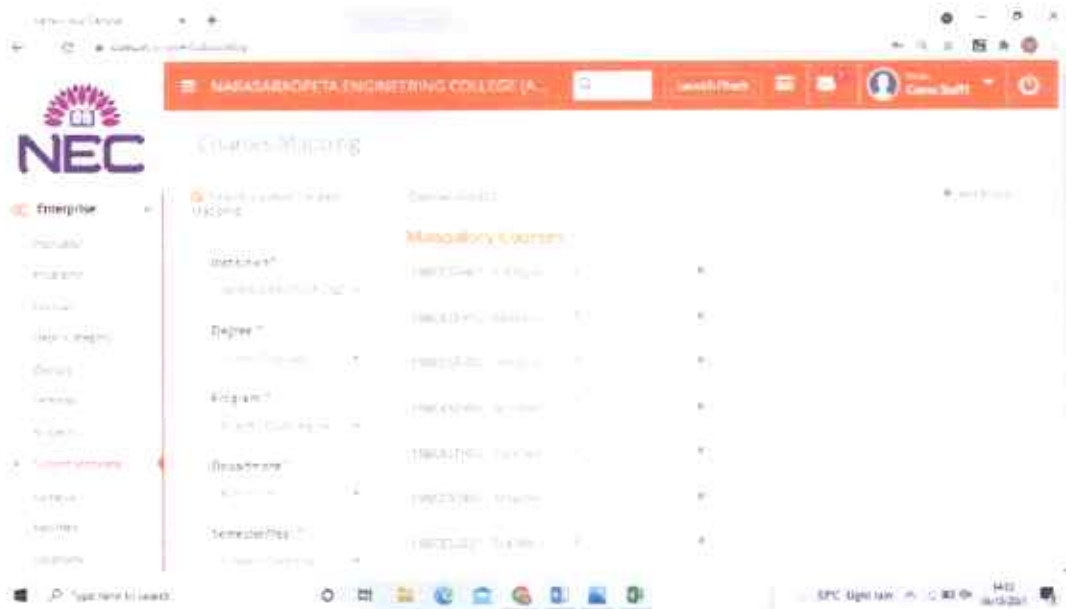
ii)




  
 PRINCIPAL  
 NARASARAOPETA ENGINEERING COLLEGE  
 (AUTONOMOUS)  
 NARASARAOPETA - 522 601  
 Guntur (Dist.), A.P.

4. Configure the subjects for each semester and their elective papers.



5. Configure the Grade system classification.

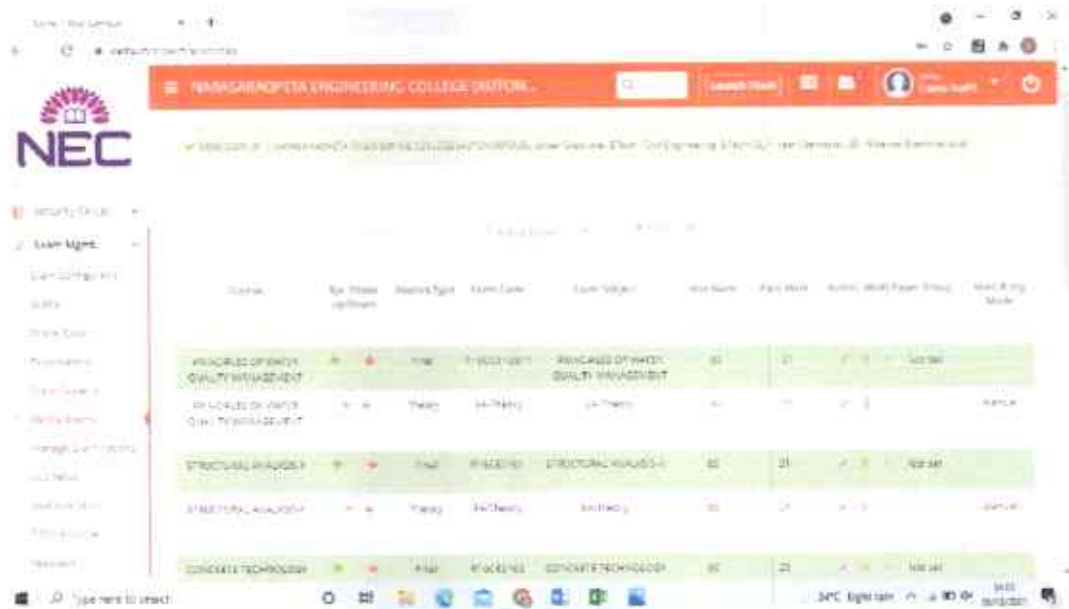


  
**IQAC**

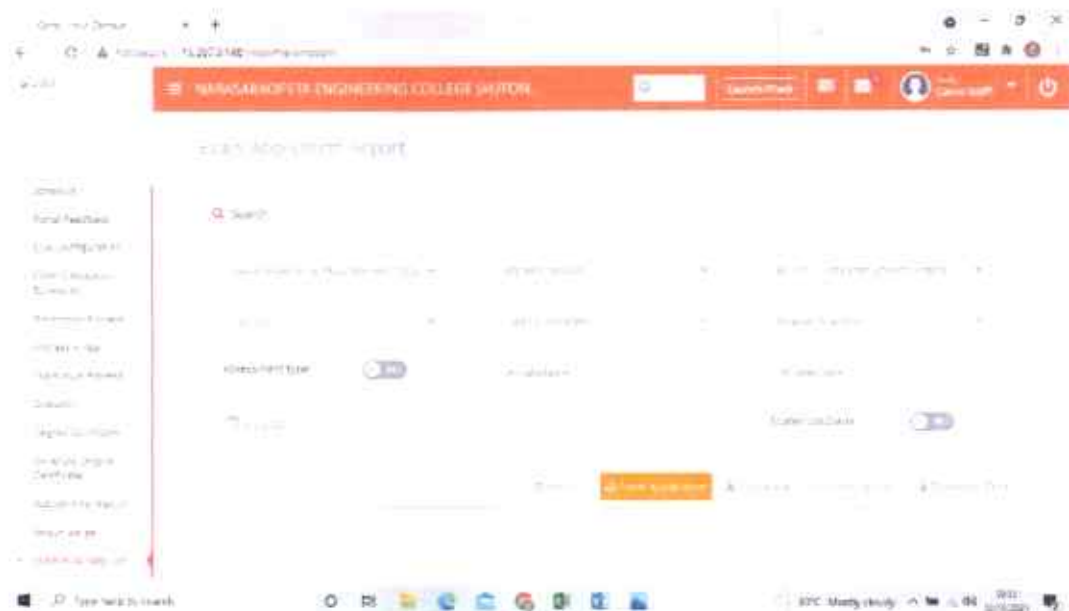
  
**PRINCIPAL**  
**NARASARAOPETA ENGINEERING COLLEGE**  
**(AUTONOMOUS)**  
**NARASARAOPETA - 522 601**  
**Guntur (Dist.), A.P.**



6. Configure the Subjects to conduct the Internal examination and semester examination.



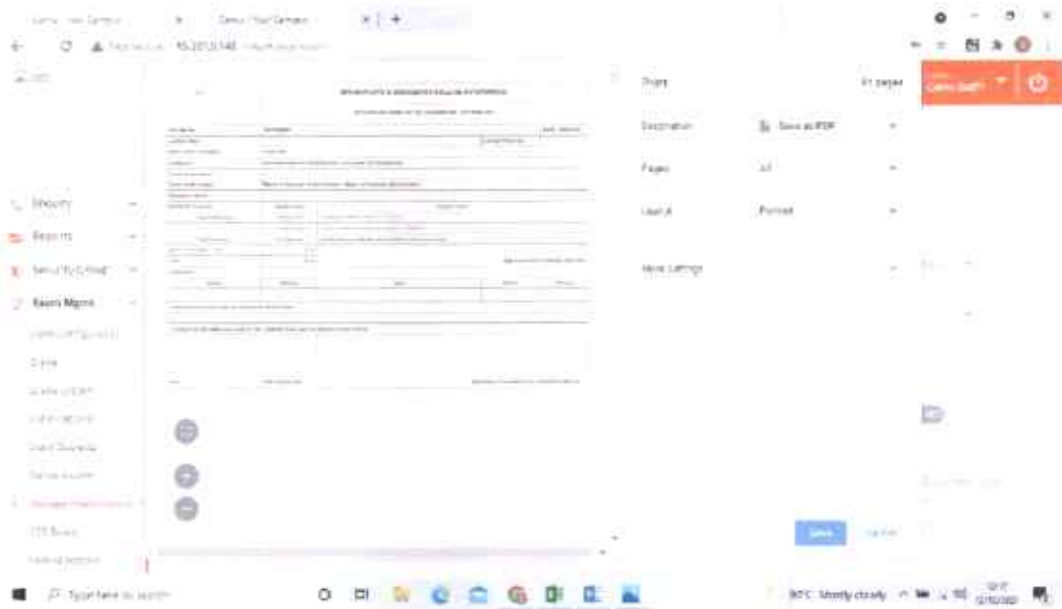
7. Generate the exam application for the eligible student.  
i).



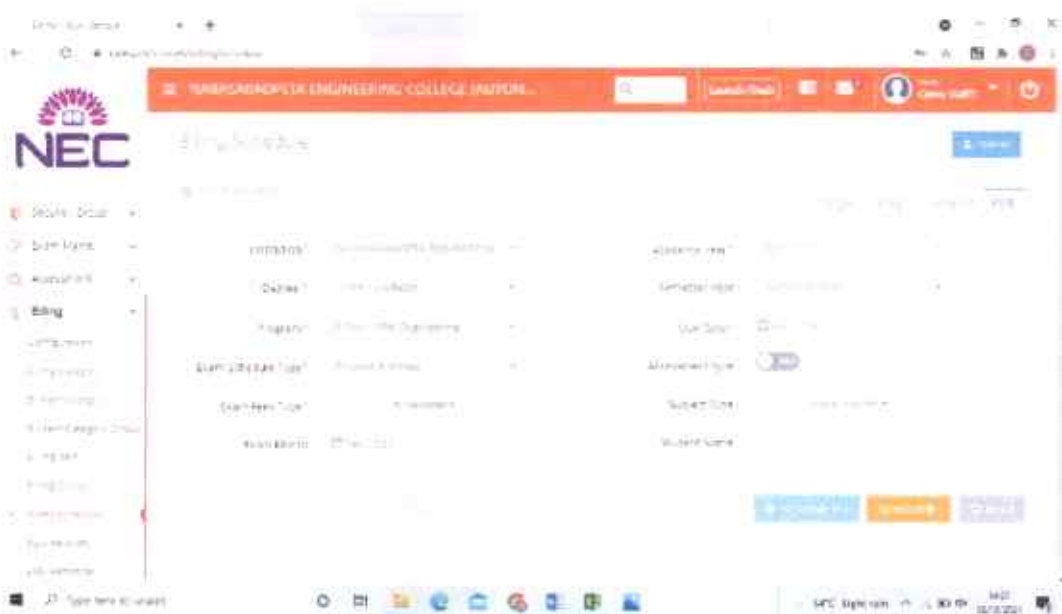
  
IQAC

  
PRINCIPAL  
NARASARAOPETA ENGINEERING COLLEGE  
(AUTONOMOUS)  
NARASARAOPETA - 522 601  
Guntur (Dist), A.P.

ii)



8. Schedule CoE Exam Fees for the student to pay the exam application fees.

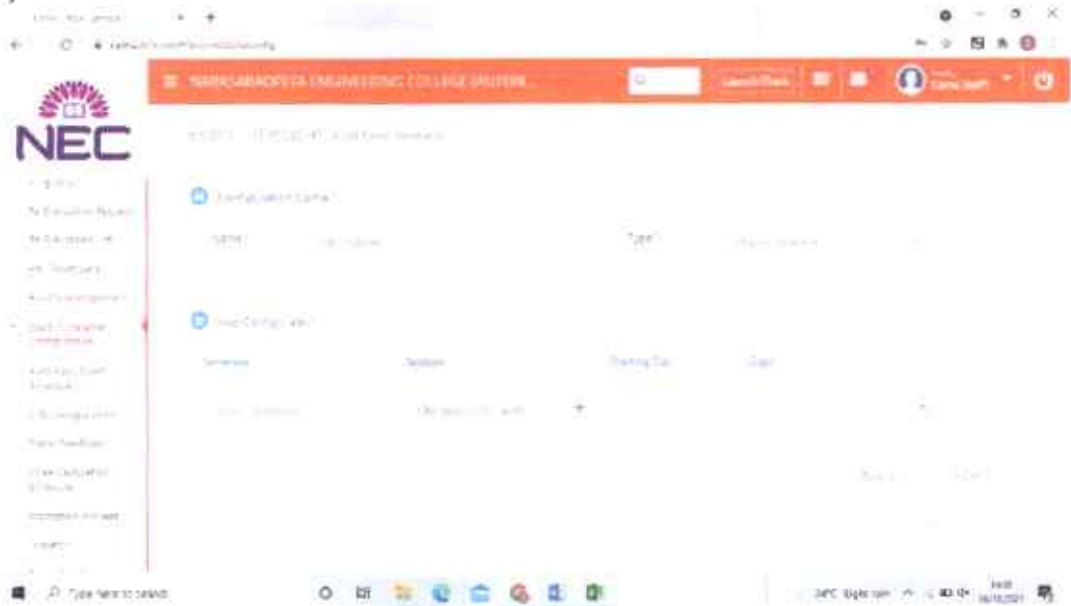


  
**IQAC**

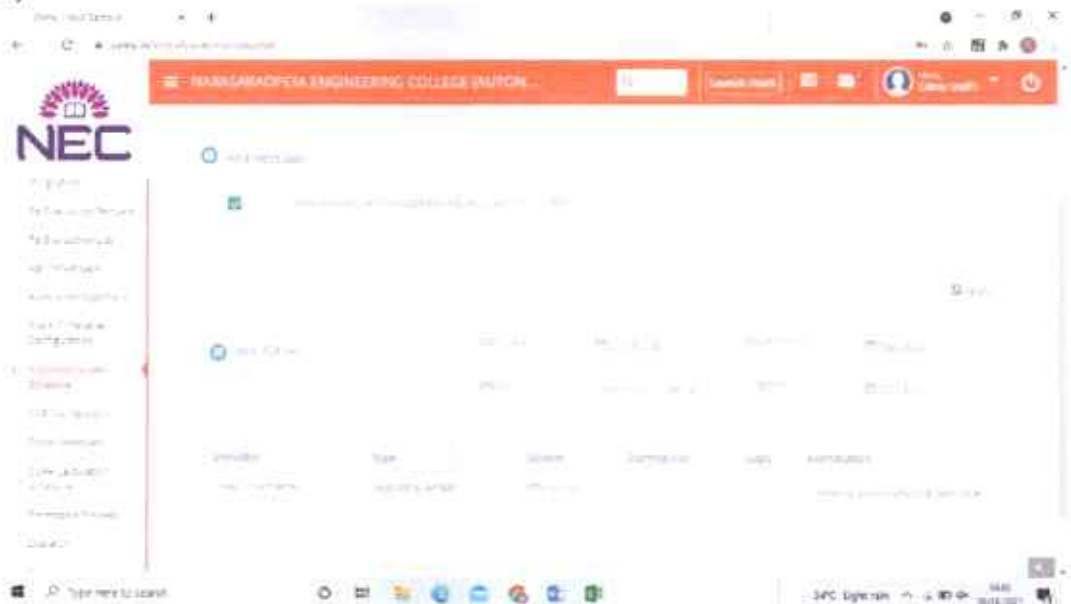
  
 PRINCIPAL  
 NARASARAOPETA ENGINEERING COLLEGE  
 (AUTONOMOUS)  
 NARASARAOPET - 522 601  
 Guntur (Dist.), A.P.

9. Configure the Automatic Time table and schedule the timetable automatically for regular and arrear papers.

i)



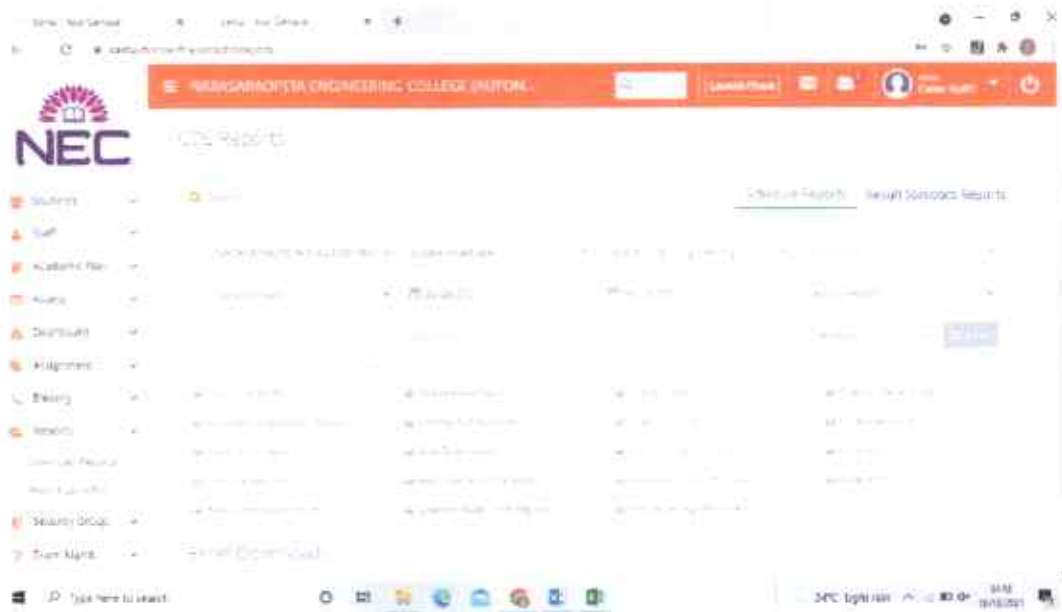
ii)



  
**IQAC**

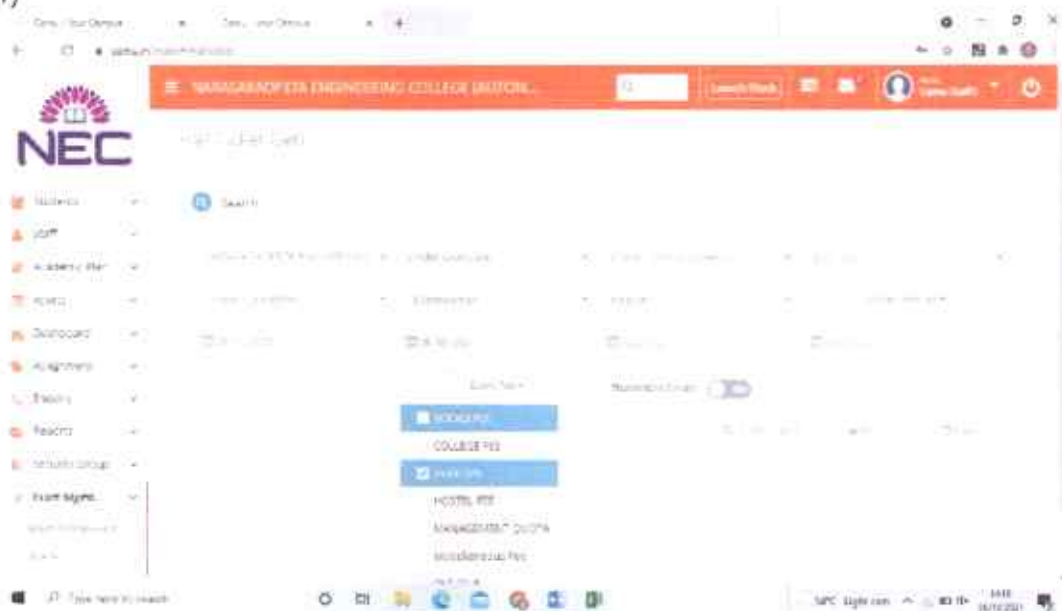
  
**PRINCIPAL**  
**NARASARAOPETA ENGINEERING COLLEGE**  
**(AUTONOMOUS)**  
**NARASARAOPET - 522 601,**  
**Guntur (Dist.), A.P.**

10. Various examination timetable reports can be generated from the system like Session report course report, nominal report etc...



11. Hall ticket will be generated for the candidate who paid the examination fees.

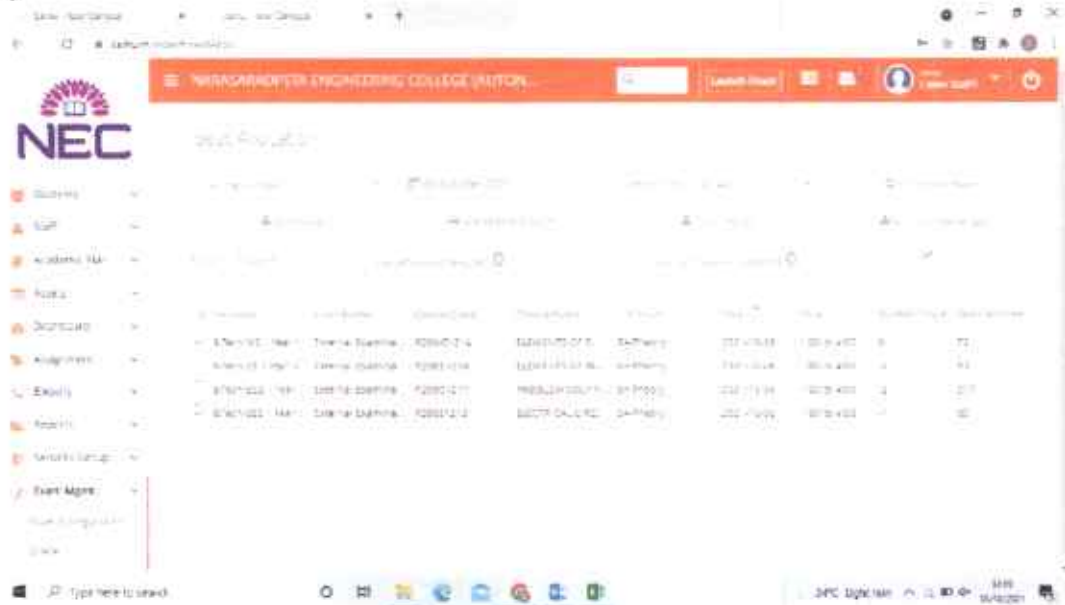
i)





12. Every date and session examination Seat allocation will be done in the system and generate the various reports.

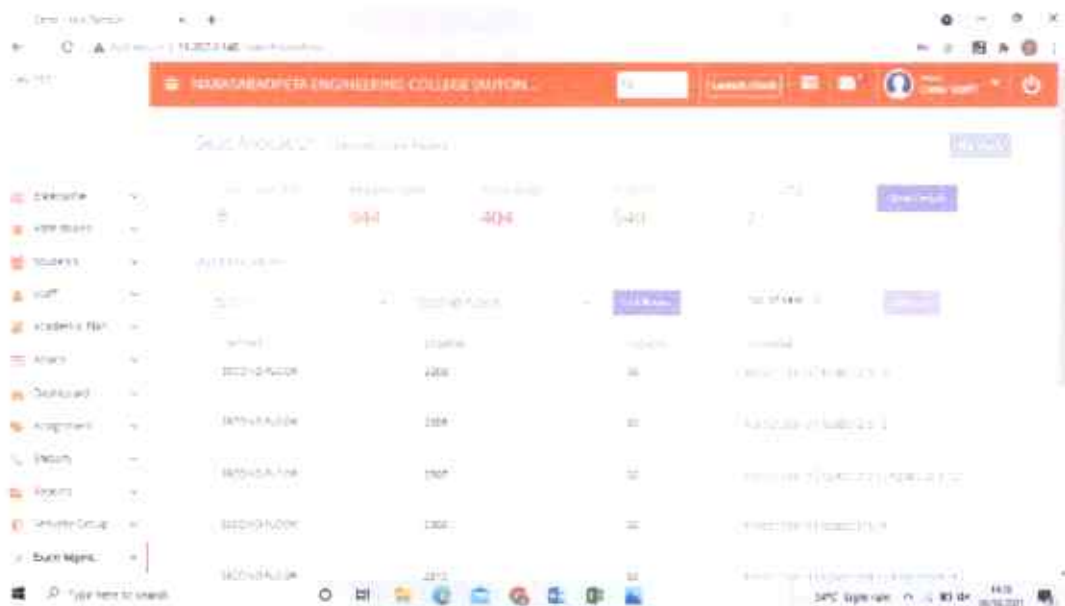
i).



The screenshot shows the 'Seat Allocation' page for Narasaraopeta Engineering College (Autonomous). The page displays a table with the following data:

Sl. No.	Department	Course Name	Section	Year	Reg. No.	Reg. No.	Reg. No.	Reg. No.
1	Electrical	Electrical Engineering	EE202301	2023-24	20230101	20230102	20230103	20230104
2	Computer Science	Computer Science Engineering	CSE202301	2023-24	20230105	20230106	20230107	20230108
3	Information Technology	Information Technology Engineering	ITE202301	2023-24	20230109	20230110	20230111	20230112
4	Chemical	Chemical Engineering	CE202301	2023-24	20230113	20230114	20230115	20230116

ii)



The screenshot shows the 'Seat Allocation' page for Narasaraopeta Engineering College (Autonomous). The page displays a table with the following data:

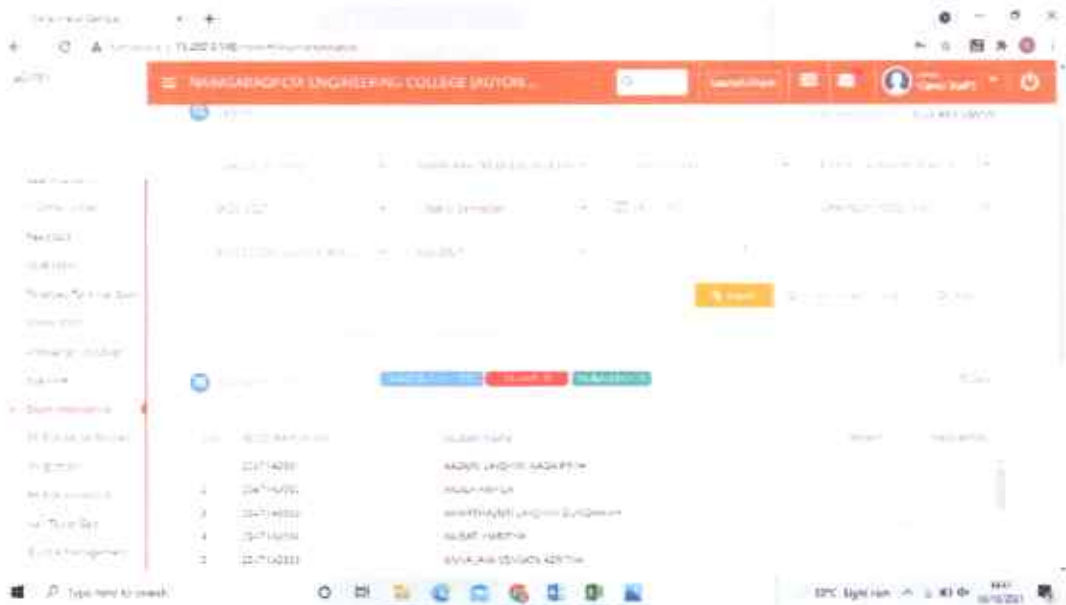
Sl. No.	Department	Course Name	Section	Year	Reg. No.	Reg. No.	Reg. No.	Reg. No.
1	Electrical	Electrical Engineering	EE202301	2023-24	20230101	20230102	20230103	20230104
2	Computer Science	Computer Science Engineering	CSE202301	2023-24	20230105	20230106	20230107	20230108
3	Information Technology	Information Technology Engineering	ITE202301	2023-24	20230109	20230110	20230111	20230112
4	Chemical	Chemical Engineering	CE202301	2023-24	20230113	20230114	20230115	20230116


  
**PRINCIPAL**  
**NARASARAOPETA ENGINEERING COLLEGE**  
**(AUTONOMOUS)**  
**NARASARAOPETA - 522 601**  
**Guntur (Dist.), A.P.**



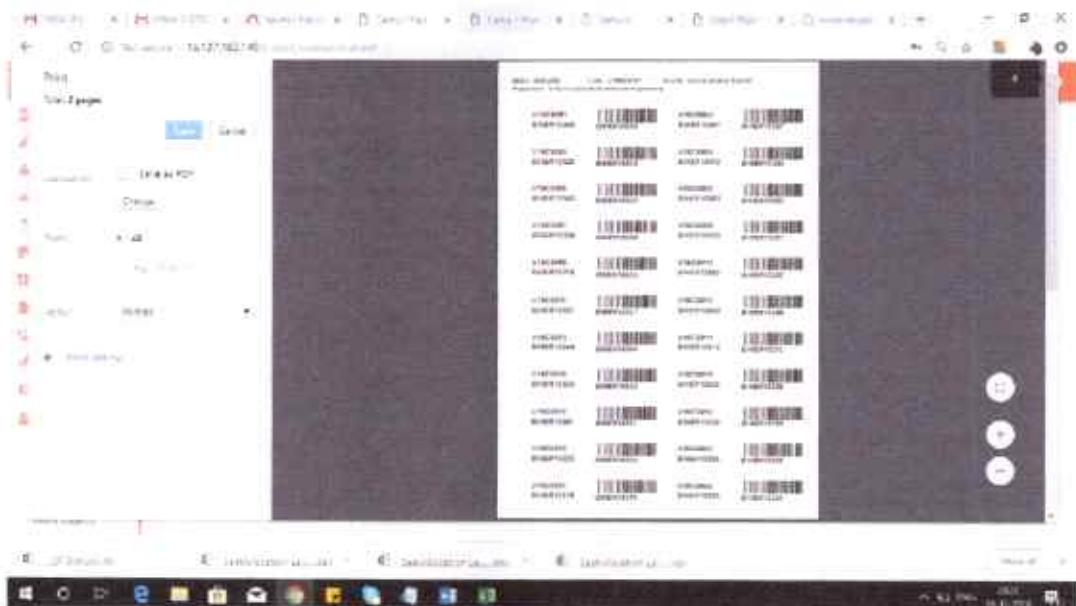
14. Marking the exam attendance and Malpractices.



15. Generate the dummy number ( with Barcode) for the eligible candidates.

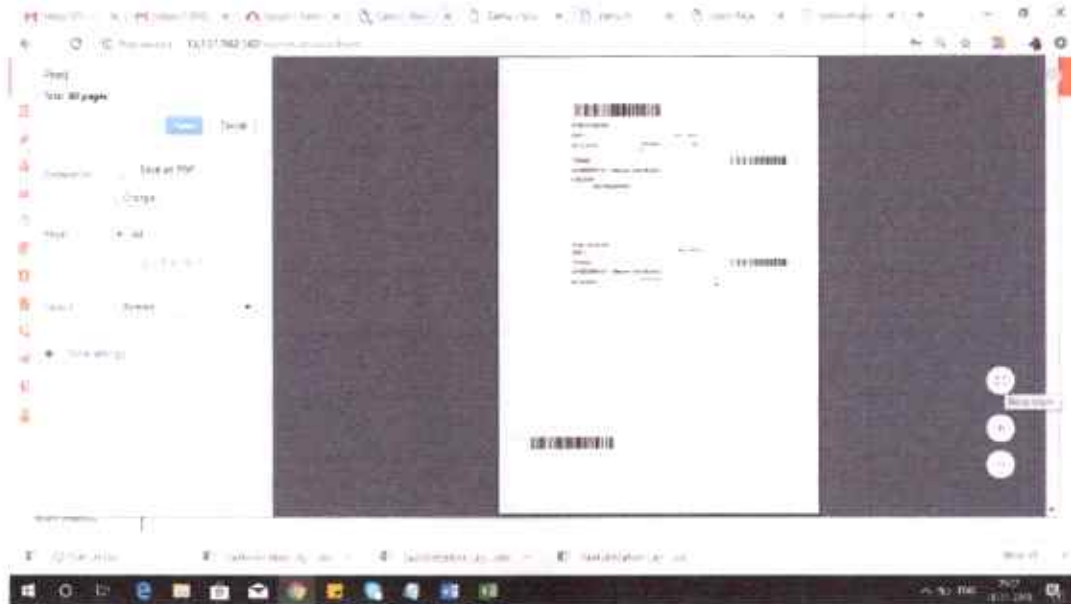
1. Dummy number label format.
2. Answer sheet front cover.
3. Manully mapping the Dummy number by scanning barcode.

i)

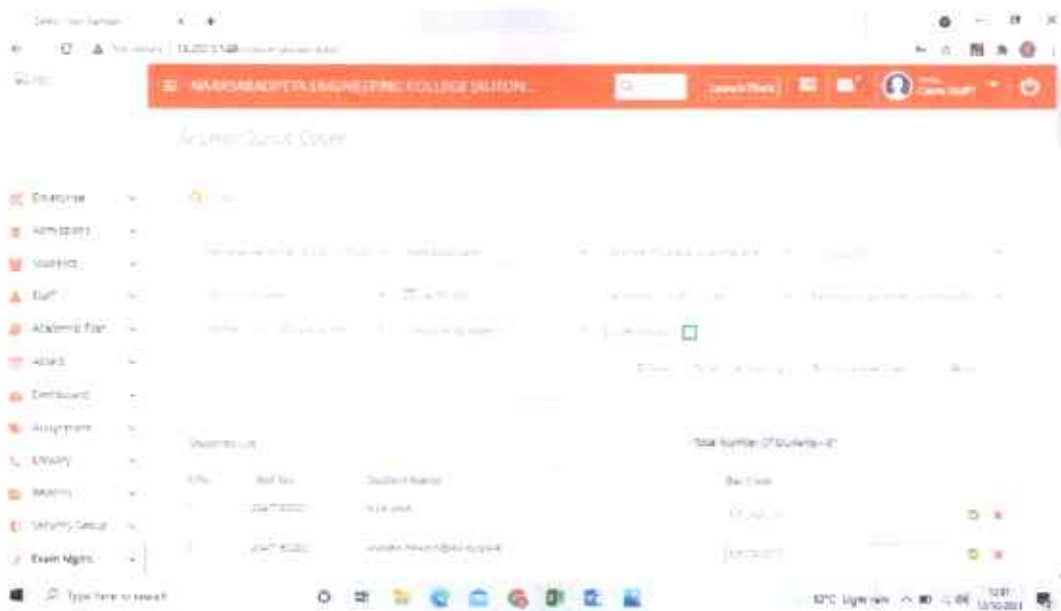


  
**PRINCIPAL**  
**NARASARAOPETA ENGINEERING COLLEGE**  
**(AUTONOMOUS)**  
**NARASARAOPET - 522 601**  
**Guntur (Dist.), A.P.**

ii)



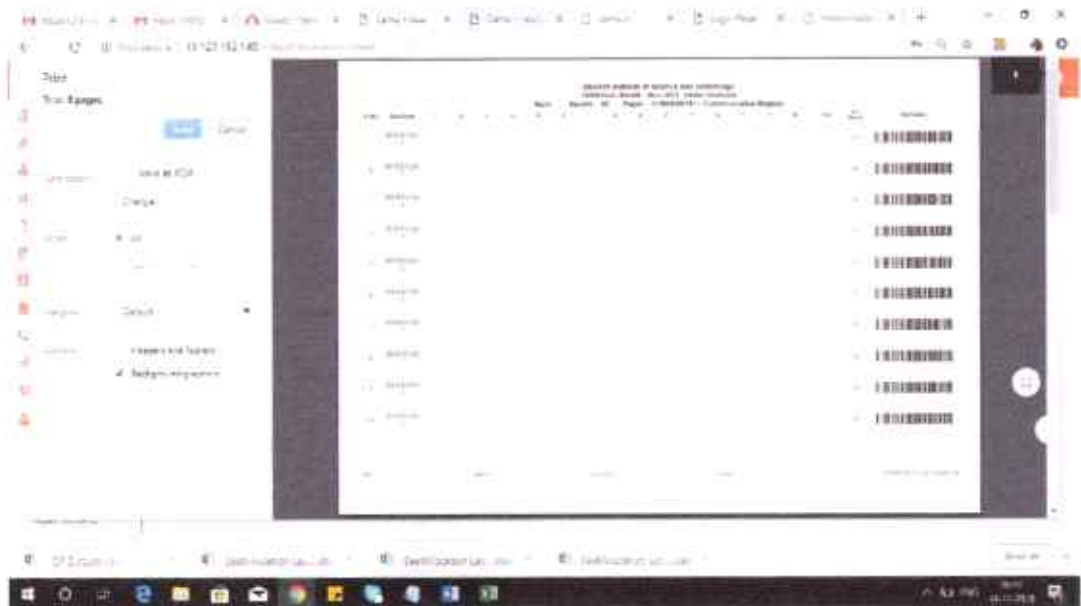
iii)



  
PRINCIPAL  
NARASARAOPETA ENGINEERING COLLEGE  
(AUTONOMOUS)  
NARASARAOPETA - 522 601  
Guntur (Dist.) A.P.



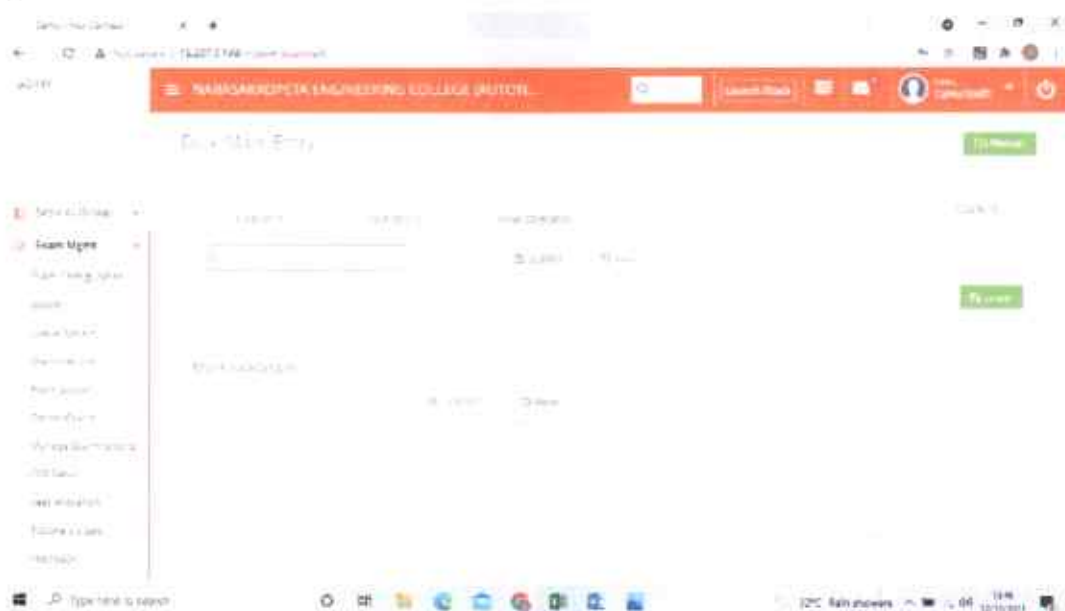
16. Evaluation sheets will generated for the each bundle numbers to evaluate the papers to enter the marks.



17. Enter the marks in the system with two methods

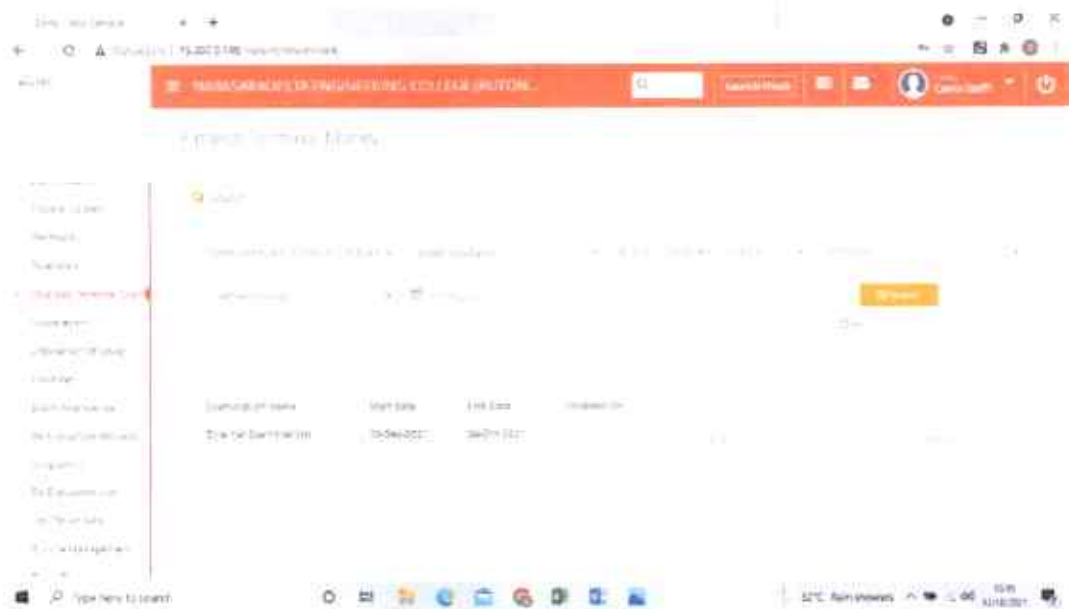
1. Dual Operator
2. Single operator ( Recording the evaluator names for each bundle)

i)

A purple stamp with the letters 'IQAC' in a stylized font. Above the stamp is a handwritten signature in blue ink.

  
PRINCIPAL  
NARASARAOPETA ENGINEERING COLLEGE (AUTONOMOUS)  
NARASARAOPET - 522 601  
Guntur (Dist.), A.P.

18. Finalize the mark entry and publish the results.



19. Result summary reports will generate for passing board meeting.



20. Moderation will apply to the students

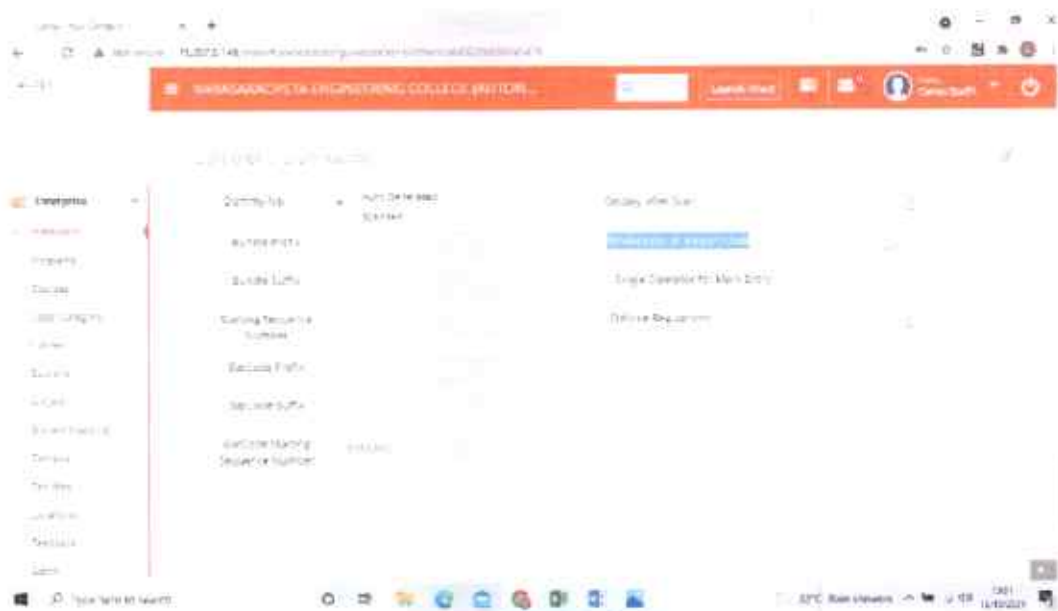
1. Course level moderation.
2. Subject level Moderation.



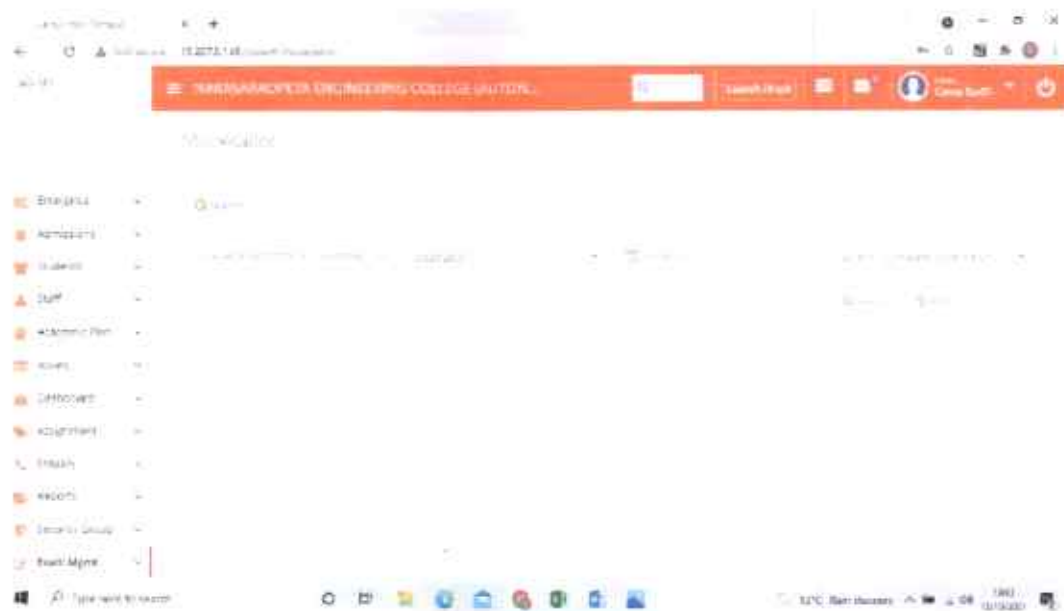
  
PRINCIPAL  
NARASARAOPETA ENGINEERING COLLEGE  
(AUTONOMOUS)  
NARASARAOPETA - 522 601  
(Guntur (Dist.), A.P.)

- 3. Subject level with maximum subject pass.
- 3. Course level with maximum Subject pass.

i)

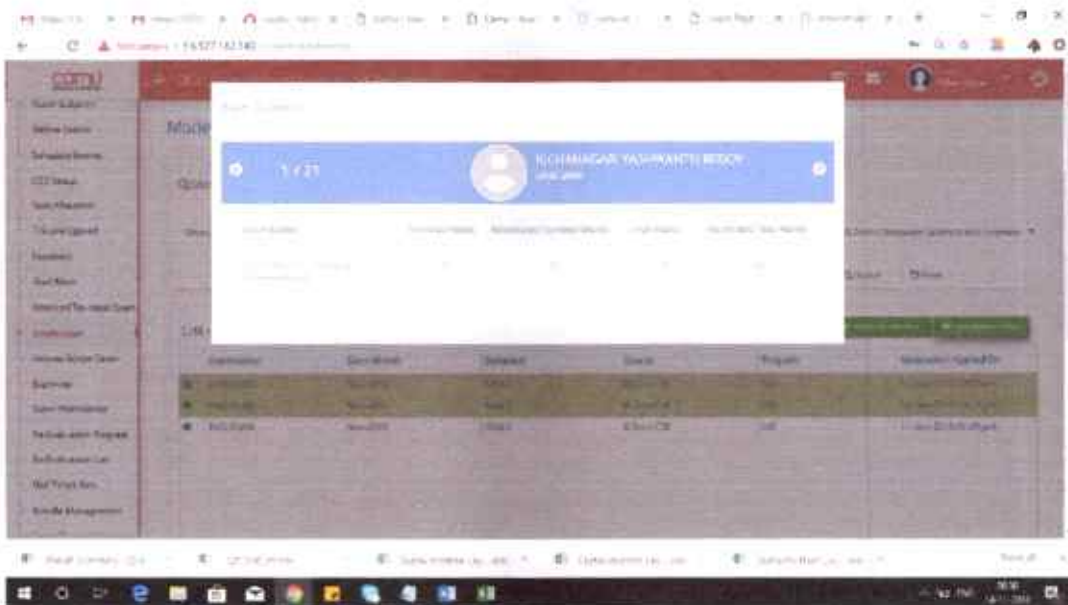


ii)

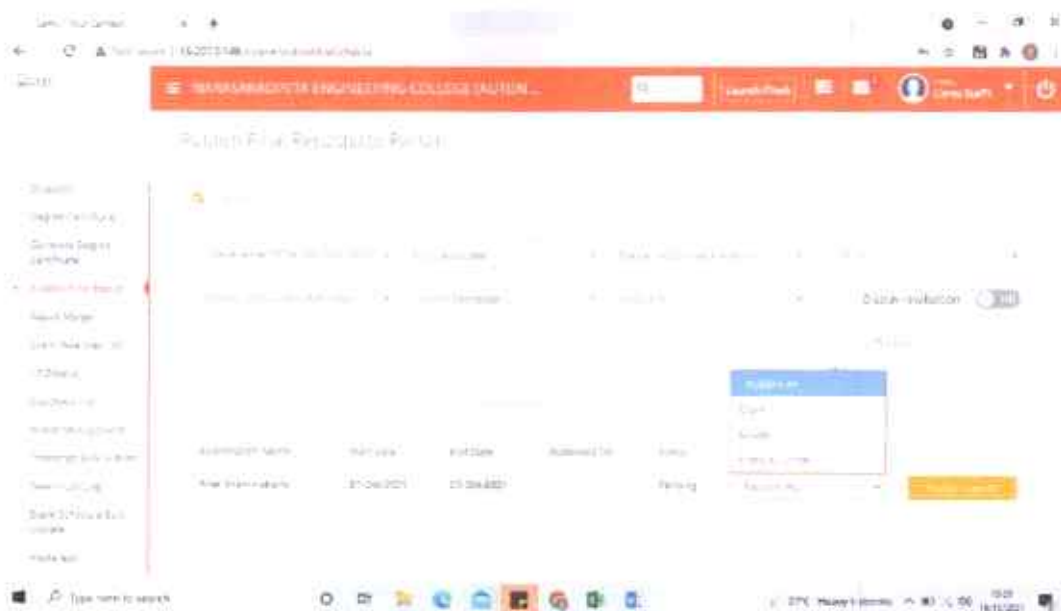


  
**PRINCIPAL**  
**NARASARAOPETA ENGINEERING COLLEGE**  
**(AUTONOMOUS)**  
**NARASARAOPET - 522 601,**  
**Guntur (Dist.), A.P.**

iii)



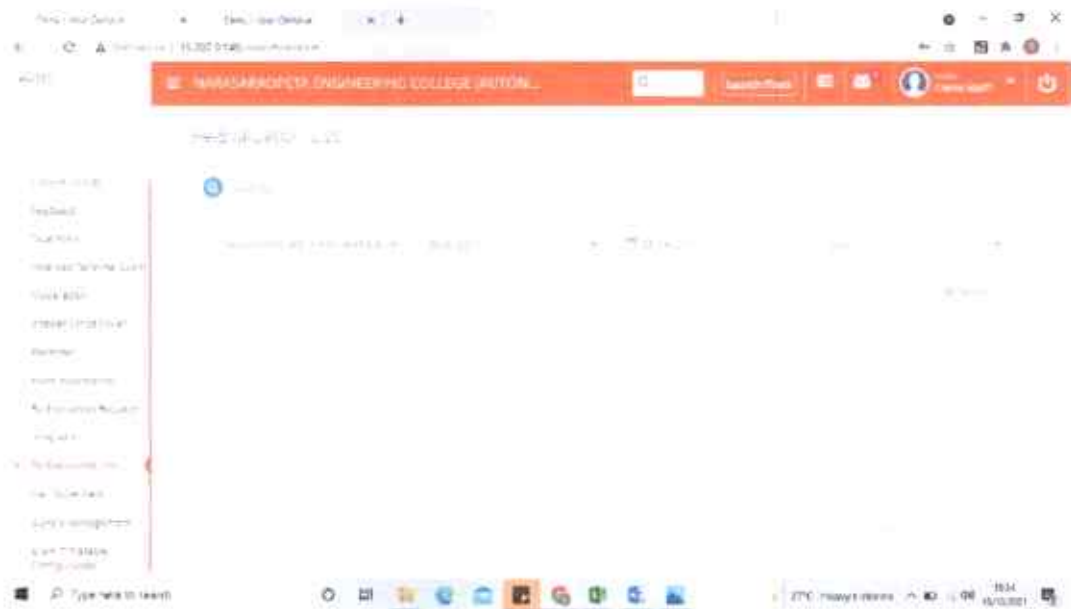
21. Announce the result to student in Mycamu Portal, various results report will be generated in the system.



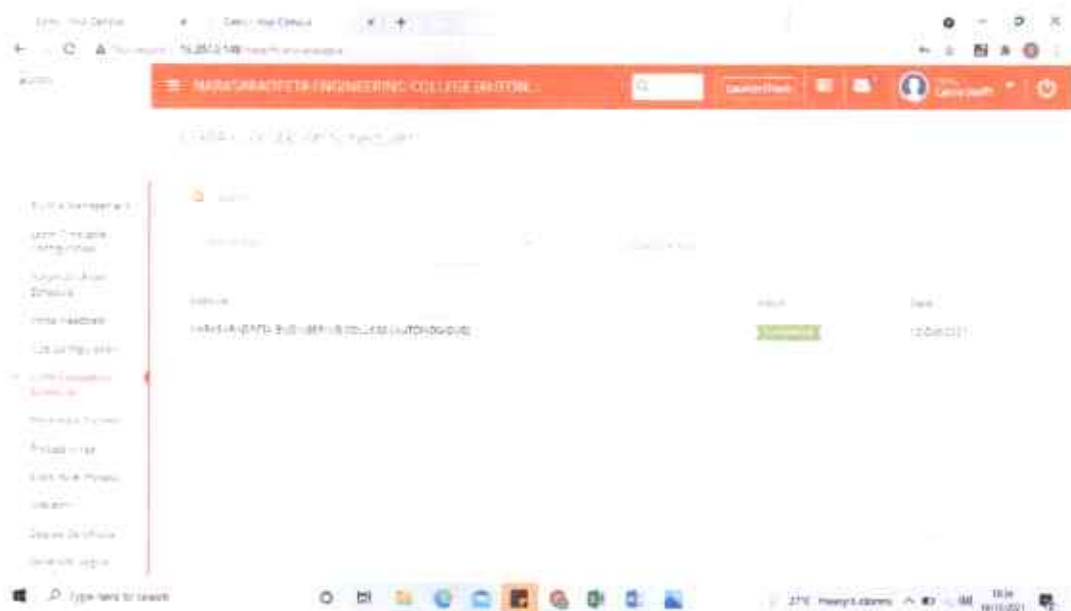
PRINCIPAL  
 NARASARAOPETA ENGINEERING COLLEGE  
 (AUTONOMOUS)  
 NARASARAOPETA - 522 601  
 Guntur (Dist.), A.P.



22.Revaluation request and revaluation results will carried out.



23.CGPA will generated for the announced results.



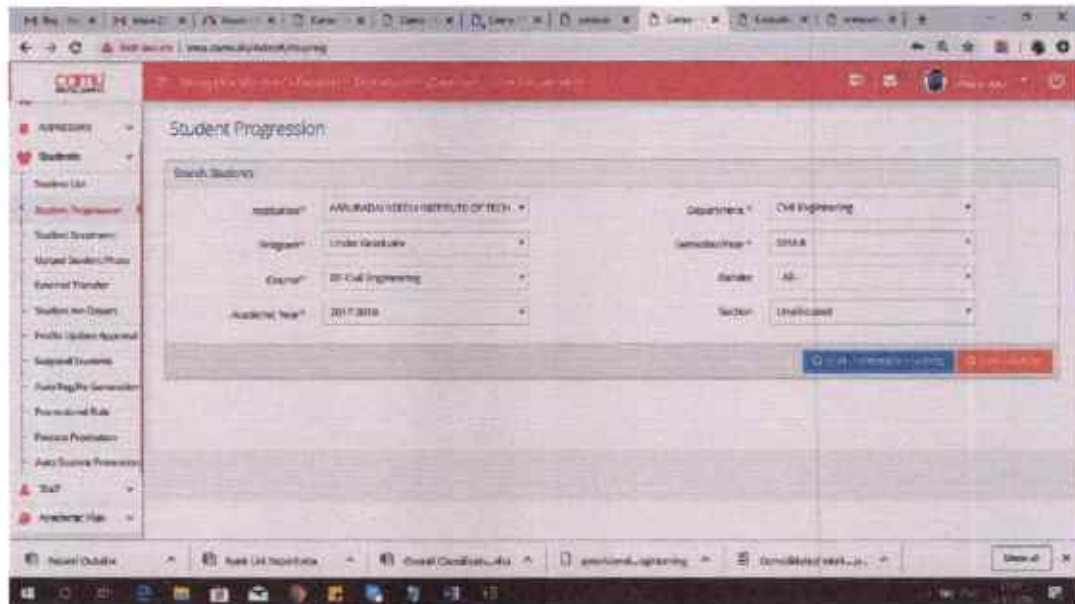
  


  
PRINCIPAL  
NARASARAOPETA ENGINEERING COLLEGE  
(AUTONOMOUS)  
NARASARAOPETA - 522 601  
Guntur (Dist.), A.P.





25. Automatic Student Promotion for the student to promote to next semester.



  
PRINCIPAL  
NARASARADPETA ENGINEERING COLLEGE  
(AUTONOMOUS)  
NARASARADPET - 522 601  
Guntur District, A.P.